

## BASICS

# EDGE



EDGE is a simple yet versatile panel designed for installation without drilling or cutting. The panel is made entirely of metal, with a single-color finish, and designed to not protrude beyond the rear edge of the table while occupying minimal space on the surface. EDGE offers several installation options (edge of the table with fixed or adjustable attachment, furniture edge with full backs, under the tabletop, under kitchen cabinet or hanging furniture) in three sizes and a range of configurations, including sockets, high-power USB charging and combinations of connectors.

User-friendly design without sharp edges

Four different panel installation/holding options

Available with USB-A QC & USB-C 60W PD

Minimum possible panel footprint on the desk

Full metal body with durable coating

Supports wide range of socket standards



**EDGE XS**


EDGE XS in configuration with 2 sockets or 1 socket and USB-C/A charging



Dimensions (mm)	Weight (g)	Product package (mm / kg)
130 × 90 × 72	980	220 × 200 × 100 / 1,2
Number of sockets	USB-C/A 60W charging	Power cables
1 - 2	0-1	2.9m, ending with a plug 25cm WIELAND or WINSTA mini
Connector field	Installation options	
-	on the table, under the table, on the cabinet, under the suspended cabinet	

**EDGE S**

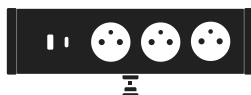
EDGE S with sockets only, alternatively in combination of sockets, connector field and USB-C/A charging



Dimensions (mm)	Weight (g)	Product package (mm / kg)
180 × 90 × 72	1100	220 × 200 × 100 / 1,4
Number of sockets	USB-C/A 60W charging	Power cables
1 - 3	0-1	2.9m, ending with a plug 25cm WIELAND or WINSTA mini
Connector field	Installation options	
0 - 1	on the table, under the table, on the cabinet, under the suspended cabinet	

**EDGE M**

EDGE M with sockets only, alternatively in combination of sockets, connector field and USB-C/A charging



Dimensions (mm)	Weight (g)	Product package (mm / kg)
230 × 90 × 72	1220	360 × 200 × 100 / 1,4
Number of sockets	USB-C/A 60W charging	Power cables
2 - 4	0 - 2	2.9m, ending with a plug 25cm WIELAND or WINSTA mini
Connector field	Installation options	
0 - 1	on the table, under the table, on the cabinet, under the suspended cabinet	

## COLOURS

EDGE is always offered as an all-painted panel, including the chosen mounting holder.



### WHITE

white coating, finely textured surface, fitting RAL 9003



### BLACK

black coating, resistant smooth matt surface, fitting RAL 9005



### SILVER

silver metallic, resistant matt surface, fitting RAL 9006

## TECHNICAL DETAILS

Main attributes for all sizes of panel EDGE

### USB-C CHARGING SPECIFICATION

PowerDelivery protocol up to 60W

### SOCKETS

230V/10A (EU), 110V/10A (US)

### MATERIALS

dural, stainless steel, steel, ABS plastics (sockets)

### AVAILABLE IN THIS VERSION FROM

2022

### USB-A CHARGING SPECIFICATION

QuickCharge 3.0 (up to 5A)

### POWER SUPPLY

110 – 250V, 10A

### INGRESS PROTECTION

IP22

## POWER CABLES

Panels are always supplied with integrated power cable.



### Cable with standard plug type

2.9 meter long cable (not available for US standard)



### WINSTA mini

25 cm long pigtail cable with connector (male, 2+PE, 10A)



### WIELAND GST18i3

25 cm long pigtail cable with connector (male, 2+PE, 10A)

INSTALLATION OPTIONS

EDGE offers 5 types of installation. As standard, it is supplied for installation on the tabletop, the other versions (by adding the item below) replace it.

Before installing the EDGE panel, get familiar with the type of installation you have chosen. Two variants (stand-alone and variant on the desk) do not require drilling into the desk or furniture, while others require screw drilling into the panel's mounts.

INSTALLATION MANUAL  
panconnect.eu/en/download/



DESK INSTALLATION

Two types of holders for different types of desks



**TWO HOLDER HEIGHTS**  
EDGE includes a holder for desks with a total thickness of 10 - 25 mm, for thicker desks our higher holder (25 - 40 mm) must be used.



**TWO TYPES OF INSTALLATION SCREWS**  
The screw provided with the Allen key is suitable for installations where the panel is permanently fixed (typically in offices). The hand-tightening screw is ideal for situations where the panel is used for flexible placement (typically in conference and training areas).




Position the panel on the edge of the table in the desired position, attach the holder until it clicks into place on the panel (magnetically), and tighten the screw. Connect it to the power socket.



**SET FOR STAND-ALONE VERSION OF THE PANEL**  
with table top stand  
BLACK ED-VARM-5-B  
WHITE ED-VARM-5-W  
SILVER ED-VARM-5-S

Attach the supplied base until it clicks into place on the panel, and position the panel in the desired location. Connect it to the power socket.



**SET FOR INSTALLATION ON THE FURNITURE**  
holder for screwing the panel with 4 screws  
BLACK ED-VARM-6-B  
WHITE ED-VARM-6-W  
SILVER ED-VARM-6-S

Place the supplied holder, measure the panel according to the required location, mark the holes for the screws. Screw the holder with the inserted panel.



**STANDARD HOLDER WITH HEX KEY SCREW**  
This bracket is always supplied with the panel unless the accessory item is specified (see below). The accessory item replaces the original mounting bracket set. In the case of the installation under a kitchen counter, the sockets are also rotated 180°.



**STANDARD HOLDER WITH HAND-TIGHTENING SCREW**  
for flexible EDGE installation  
BLACK ED-VARM-2-B  
WHITE ED-VARM-2-W  
SILVER ED-VARM-2-S



**HIGH HOLDER WITH HEX KEY SCREW**  
for thicker desks  
BLACK ED-VARM-3-B  
WHITE ED-VARM-3-W  
SILVER ED-VARM-3-S



**HIGH HOLDER WITH HAND-TIGHTENING SCREW**  
for thicker desks and for flexible EDGE installation  
BLACK ED-VARM-4-B  
WHITE ED-VARM-4-W  
SILVER ED-VARM-4-S



**SET FOR INSTALLATION UNDER THE DESK**  
holder for screwing and securing panel  
BLACK ED-VARM-7-B  
WHITE ED-VARM-7-W  
SILVER ED-VARM-7-S

Attach the supplied holder, measure the panel according to the desired placement, and mark the holes for screws. Screw the holder, along with the attached panel, into place.













**SET FOR INSTALLATION UNDER KITCHEN CABINET**  
two-piece installation set, panel has rotated sockets  
BLACK ED-VARM-8-B  
WHITE ED-VARM-8-W  
SILVER ED-VARM-8-S



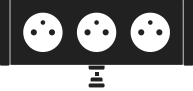

Attach the supplied holder, measure the panel according to the desired placement, and mark the holes for screws. Secure the holder itself by screwing it in. Attach and secure the panel using a screw.

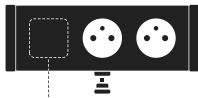
CONNECTOR FIELD

EDGE offers single connectors or their combinations in one field across all the panel sizes. Combinations of sockets-only or sockets with USB-C/A charging are available as well. If you need atypical connector combination, contact our customer support.

	<b>HDMI</b> HDMI 2.0b, 4K 60 Hz, to 18Gbps, 150 mm		<b>2x LAN Cat6A (RJ45)</b> Cat6A S/FTP, to 500MHz, 10GBase-T, shielded housing, coupler
	<b>LAN Cat6A (RJ45)</b> Cat6A S/FTP, to 500MHz, 10GBase-T, shielded housing, coupler		<b>HDMI &amp; LAN Cat6A (RJ45)</b> HDMI 2.0b, 4K 60 Hz, do 18Gbps, 150 mm Cat6A S/FTP, to 500MHz, 10GBase-T, shielded housing, coupler
	<b>USB-C</b> USB-C 3.2 GEN 2, 10 Gbps, 150 mm		<b>USB-C &amp; HDMI</b> USB-C 3.2 GEN 2, 10 Gbps, 150 mm HDMI 2.0b, 4K 60 Hz, to 18Gbps, 150 mm
	<b>USB-A</b> USB-A 3.0 GEN 2, 5 Gbps, 150 mm		<b>USB-A &amp; HDMI</b> USB-A 3.0 GEN 2, 5 Gbps, 150 mm HDMI 2.0b, 4K 60 Hz, to 18Gbps, 150 mm
			<b>USB-C &amp; LAN Cat6A (RJ45)</b> USB-C 3.2 GEN 2, 10 Gbps, 150 mm Cat6A S/FTP, to 500MHz, 10GBase-T, shielded housing, coupler
			<b>USB-A &amp; LAN Cat6A (RJ45)</b> USB-A 3.0 GEN 2, 5 Gbps, 150 mm Cat6A S/FTP, to 500MHz, 10GBase-T, shielded housing, coupler


LIST OF VARIANTS

	<b>EDGE XS, 2x SOCKET</b> BLACK WHITE SILVER	EDXS-2FR-B EDXS-2FR-W EDXS-2FR-S
	<b>EDGE XS, 1x SOCKET, USB-C/A CHARGING</b> BLACK WHITE SILVER	EDXS-1FR-1AC-B EDXS-1FR-1AC-W EDXS-1FR-1AC-S
	<b>EDGE S, 3x SOCKET</b> BLACK WHITE SILVER	EDSS-3FR-B EDSS-3FR-W EDSS-3FR-S
	<b>EDGE S, 2x SOCKET, USB-C/A CHARGING</b> BLACK WHITE SILVER	EDSS-2FR-1AC-B EDSS-2FR-1AC-W EDSS-2FR-1AC-S




### EDGE S, 2x SOCKET, CONNECTOR FIELD

Connector field contains one or two connectors – see below. They are equipped with pigtails in the indicated length and lead out of the panel.




**HDMI 2.0b 4K 60Hz, (F-F, 150 mm)**

BLACK	EDSS-2FR-1H-B
WHITE	EDSS-2FR-1H-W
SILVER	EDSS-2FR-1H-S




**RJ45 Cat6A S/FTP, 10GBase-T (F-F, coupler)**

BLACK	EDSS-2FR-1L-B
WHITE	EDSS-2FR-1L-W
SILVER	EDSS-2FR-1L-S




**USB-C 3.2 gen2 10 Gbps (F-F, 150 mm)**

BLACK	EDSS-2FR-1C-B
WHITE	EDSS-2FR-1C-W
SILVER	EDSS-2FR-1C-S




**USB-A 3.0, 5 Gbps, (F-F, 150 mm)**

BLACK	EDSS-2FR-1A-B
WHITE	EDSS-2FR-1A-W
SILVER	EDSS-2FR-1A-S




**2x Cat6A S/FTP, 10GBase-T (F-F, coupler)**

BLACK	EDSS-2FR-2L-B
WHITE	EDSS-2FR-2L-W
SILVER	EDSS-2FR-2L-S




**RJ45 Cat6A S/FTP + HDMI 4K 60Hz**

BLACK	EDSS-2FR-1HL-B
WHITE	EDSS-2FR-1HL-W
SILVER	EDSS-2FR-1HL-S




**USB-C 3.2 gen2 + HDMI 4K 60Hz**

BLACK	EDSS-2FR-1HC-B
WHITE	EDSS-2FR-1HC-W
SILVER	EDSS-2FR-1HC-S




**USB-A 3.0 + HDMI 4K 60Hz**

BLACK	EDSS-2FR-1HA-B
WHITE	EDSS-2FR-1HA-W
SILVER	EDSS-2FR-1HA-S




**RJ45 Cat6A S/FTP + USB-C 3.2 gen2**

BLACK	EDSS-2FR-1CL-B
WHITE	EDSS-2FR-1CL-W
SILVER	EDSS-2FR-1CL-S




**RJ45 Cat6A S/FTP + USB-A 3.0**

BLACK	EDSS-2FR-1AL-B
WHITE	EDSS-2FR-1AL-W
SILVER	EDSS-2FR-1AL-S




### EDGE S, 1x SOCKET, USB-C/A CHARGING, CONNECTOR FIELD

Connector field contains one or two connectors – see below. They are equipped with pigtails in the indicated length and lead out of the panel.




**HDMI 2.0b 4K 60Hz, (F-F, 150 mm)**

BLACK	EDSS-1FR-1AC-1H-B
WHITE	EDSS-1FR-1AC-1H-W
SILVER	EDSS-1FR-1AC-1H-S




**RJ45 Cat6A S/FTP, 10GBase-T (F-F, coupler)**

BLACK	EDSS-1FR-1AC-1L-B
WHITE	EDSS-1FR-1AC-1L-W
SILVER	EDSS-1FR-1AC-1L-S




**USB-C 3.2 gen2 10 Gbps (F-F, 150 mm)**

BLACK	EDSS-1FR-1AC-1C-B
WHITE	EDSS-1FR-1AC-1C-W
SILVER	EDSS-1FR-1AC-1C-S




**USB-A 3.0, 5 Gbps, (F-F, 150 mm)**

BLACK	EDSS-1FR-1AC-1A-B
WHITE	EDSS-1FR-1AC-1A-W
SILVER	EDSS-1FR-1AC-1A-S




**2x Cat6A S/FTP, 10GBase-T (F-F, coupler)**

BLACK	EDSS-1FR-1AC-2L-B
WHITE	EDSS-1FR-1AC-2L-W
SILVER	EDSS-1FR-1AC-2L-S




**RJ45 Cat6A S/FTP + HDMI 4K 60Hz**

BLACK	EDSS-1FR-1AC-1HL-B
WHITE	EDSS-1FR-1AC-1HL-W
SILVER	EDSS-1FR-1AC-1HL-S




**USB-C 3.2 gen2 + HDMI 4K 60Hz**

BLACK	EDSS-1FR-1AC-1HC-B
WHITE	EDSS-1FR-1AC-1HC-W
SILVER	EDSS-1FR-1AC-1HC-S




**USB-A 3.0 + HDMI 4K 60Hz**

BLACK	EDSS-1FR-1AC-1HA-B
WHITE	EDSS-1FR-1AC-1HA-W
SILVER	EDSS-1FR-1AC-1HA-S



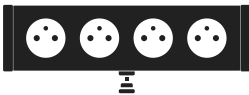
**RJ45 Cat6A S/FTP + USB-C 3.2 gen2**

BLACK	EDSS-1FR-1AC-1CL-B
WHITE	EDSS-1FR-1AC-1CL-W
SILVER	EDSS-1FR-1AC-1CL-S



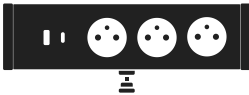
**RJ45 Cat6A S/FTP + USB-A 3.0**

BLACK	EDSS-1FR-1AC-1AL-B
WHITE	EDSS-1FR-1AC-1AL-W
SILVER	EDSS-1FR-1AC-1AL-S




## EDGE M, 4x SOCKET

BLACK	EDMS-4FR-B
WHITE	EDMS-4FR-W
SILVER	EDMS-4FR-S




## EDGE M, 3x SOCKET, USB-C/A CHARGING

BLACK	EDMS-3FR-1AC-B
WHITE	EDMS-3FR-1AC-W
SILVER	EDMS-3FR-1AC-S



## EDGE M, 2x SOCKET, 2x USB-C/A CHARGING

BLACK	EDMS-2FR-2AC-B
WHITE	EDMS-2FR-2AC-W
SILVER	EDMS-2FR-2AC-S



## EDGE M, 3x SOCKET, CONNECTOR FIELD

Connector field contains one or two connectors – see below. They are equipped with pigtails in the indicated length and lead out of the panel.

### HDMI 2.0b 4K 60Hz, (F-F, 150 mm)

BLACK	EDMS-3FR-1H-B
WHITE	EDMS-3FR-1H-W
SILVER	EDMS-3FR-1H-S

### RJ45 Cat6A S/FTP, 10GBase-T (F-F, coupler)

BLACK	EDMS-3FR-1L-B
WHITE	EDMS-3FR-1L-W
SILVER	EDMS-3FR-1L-S

### USB-C 3.2 gen2 10 Gbps (F-F, 150 mm)

BLACK	EDMS-3FR-1C-B
WHITE	EDMS-3FR-1C-W
SILVER	EDMS-3FR-1C-S

### USB-A 3.0, 5 Gbps, (F-F, 150 mm)

BLACK	EDMS-3FR-1A-B
WHITE	EDMS-3FR-1A-W
SILVER	EDMS-3FR-1A-S

### 2x Cat6A S/FTP, 10GBase-T (F-F, coupler)

BLACK	EDMS-3FR-2L-B
WHITE	EDMS-3FR-2L-W
SILVER	EDMS-3FR-2L-S

### RJ45 Cat6A S/FTP + HDMI 4K 60Hz

BLACK	EDMS-3FR-1HL-B
WHITE	EDMS-3FR-1HL-W
SILVER	EDMS-3FR-1HL-S

### USB-C 3.2 gen2 + HDMI 4K 60Hz

BLACK	EDMS-3FR-1HC-B
WHITE	EDMS-3FR-1HC-W
SILVER	EDMS-3FR-1HC-S

### USB-A 3.0 + HDMI 4K 60Hz


BLACK	EDMS-3FR-1HA-B
WHITE	EDMS-3FR-1HA-W
SILVER	EDMS-3FR-1HA-S

### RJ45 Cat6A S/FTP + USB-C 3.2 gen2

BLACK	EDMS-3FR-1CL-B
WHITE	EDMS-3FR-1CL-W
SILVER	EDMS-3FR-1CL-S


### RJ45 Cat6A S/FTP + USB-A 3.0

BLACK	EDMS-3FR-1AL-B
WHITE	EDMS-3FR-1AL-W
SILVER	EDMS-3FR-1AL-S




### EDGE M, 2x SOCKET, USB-C/A CHARGING, CONNECTOR FIELD

Connector field contains one or two connectors – see below. They are equipped with pigtails in the indicated length and lead out of the panel.




**HDMI 2.0b 4K 60Hz, (F-F, 150 mm)**

BLACK	EDMS-2FR-1AC-1H-B
WHITE	EDMS-2FR-1AC-1H-W
SILVER	EDMS-2FR-1AC-1H-S




**RJ45 Cat6A S/FTP, 10GBase-T (F-F, coupler)**

BLACK	EDMS-2FR-1AC-1L-B
WHITE	EDMS-2FR-1AC-1L-W
SILVER	EDMS-2FR-1AC-1L-S




**USB-C 3.2 gen2 10 Gbps (F-F, 150 mm)**

BLACK	EDMS-2FR-1AC-1C-B
WHITE	EDMS-2FR-1AC-1C-W
SILVER	EDMS-2FR-1AC-1C-S




**USB-A 3.0, 5 Gbps, (F-F, 150 mm)**

BLACK	EDMS-2FR-1AC-1A-B
WHITE	EDMS-2FR-1AC-1A-W
SILVER	EDMS-2FR-1AC-1A-S




**2x Cat6A S/FTP, 10GBase-T (F-F, coupler)**

BLACK	EDMS-2FR-1AC-2L-B
WHITE	EDMS-2FR-1AC-2L-W
SILVER	EDMS-2FR-1AC-2L-S




**RJ45 Cat6A S/FTP + HDMI 4K 60Hz**

BLACK	EDMS-2FR-1AC-1HL-B
WHITE	EDMS-2FR-1AC-1HL-W
SILVER	EDMS-2FR-1AC-1HL-S




**USB-C 3.2 gen2 + HDMI 4K 60Hz**

BLACK	EDMS-2FR-1AC-1HC-B
WHITE	EDMS-2FR-1AC-1HC-W
SILVER	EDMS-2FR-1AC-1HC-S




**USB-A 3.0 + HDMI 4K 60Hz**

BLACK	EDMS-2FR-1AC-1HA-B
WHITE	EDMS-2FR-1AC-1HA-W
SILVER	EDMS-2FR-1AC-1HA-S



**RJ45 Cat6A S/FTP + USB-C 3.2 gen2**

BLACK	EDMS-2FR-1AC-1CL-B
WHITE	EDMS-2FR-1AC-1CL-W
SILVER	EDMS-2FR-1AC-1CL-S



**RJ45 Cat6A S/FTP + USB-A 3.0**

BLACK	EDMS-2FR-1AC-1AL-B
WHITE	EDMS-2FR-1AC-1AL-W
SILVER	EDMS-2FR-1AC-1AL-S

## SAFETY & RECYCLATION



PANCONNECT declares that panel MOVE complies with Low voltage directive 2014/35/EU and EMC directive 2014/30/EU. Testing has been made according to EN 50491-5-1:2010 and EN 50491-5-2:2010 standards.



All products from PANCONNECT are intended for upgrade or recycling in accordance with the company's policy. Before the disposal of this panel comes up, please verify if this product can or cannot be upgraded or overhauled. If it's not possible, kindly arrange the disposal in accordance with valid EU directives.



This product belongs to WASTE ELECTRICAL AND ELECTRONIC EQUIPMENT (WEEE) category so the disposal is possible only in accordance with this WEEE Directive 2012/19/EU. It cannot be part of the municipal waste. For more information please check [www.asekol.cz](http://www.asekol.cz) | [info@asekol.cz](mailto:info@asekol.cz)

## ABOUT THE MANUFACTURER

panconnect•

PANCONNECT s.r.o.  
Olomoucká 601/51, 618 00 Brno  
Pobřežní 249/46, 186 00 Praha  
ID: 29265703, VAT ID: CZ29265703

[sales@panconnect.eu](mailto:sales@panconnect.eu), +420 603 575 486  
[support@panconnect.eu](mailto:support@panconnect.eu), +420 731 145 272  
web: [www.panconnect.eu](http://www.panconnect.eu)  
portal and configurator: [pro.panconnect.eu](http://pro.panconnect.eu)